Sheet No. Q 32

BUILDING APPLICATION FORM

CITY ENGINEER'S DEPARTMENT BUILDING BRANCH RECEIVED 5 JUN 1959 MERCER STREET, WELLINGTON

WELLINGTON,

To the City Engineer,
Wellington.

Date, 25th May, 19 59.

C.Y.81

Sir,—

I hereby apply for permission to ~~ERECT~~ ALTER ~~CONVERT~~ ~~REINSTATE~~ existing Boat Shed & Hostel Building

at Boat Harbour, Oriental ~~Bay~~ (House No. and Street) for Wellington Harbour Board. (Owner)

of P.O. Box 893, Wellington (Owner's Address) according to Plans and Specifications deposited herewith.

Part 8th Schedule of the Wellington Harbour Board

Particulars of Land—Lot No. Recl.& Emp.Act 1908 TOWN ACRE or D/P

Frontage 1402.25 links By Depth of Varies Area 1:0:43

Particulars of Building—Foundations R.Concrete Walls Timber Roof Fabric

Area of Ground Floor 2,800 square feet.

Number of Storeys one

Area of Outbuildings - square feet.

Estimated Value of Work.

Building £2,920

Plumbing and Drainage £~~5~~

Total £~~3,925~~

2920 5 2925 cubs

Yours faithfully,

O.L. Blanchard

Chief Engineer, ~~Builder~~

Postal Address Wellington Harbour Board,

P.O. Box 893,

WELLINGTON.

FEES PAYABLE

	£	s.	d.
Water Fee		4/6	
Plumbing & Drainage Fee			
Building Fee			
Total			
Building Deposit			
Crossing Fee			

Approved for issue of Permit subject to

1. Building Controller's Approval
2. Builder's Signature on
   (a) Addenda Sheet
   (b) Stamps. Garage. Access. Health.
3. for Hunting Shaw

.....

.....
Building Superintendent

Date 8/7/59

GYLES 9476—20M 10.51.

CITY ENGINEER'S DEPARTMENT

BUILDING BRANCH

Date 3-6-59

Application for Alts to Bait Shed Locality Mt Victoria 6.

Owner Wellington Harbour Board Building District No.

			Checked By	Date
1.	Description of Lot & Locality & House No.	✓		
2.	Building Line Restriction P.W. or By-Law			
3.	Encroachment on Street or Council property			
4.	Builder's & Owner's name and address			
5.	Storage of fuel oil or Dgrs.Goods D.G.Insp.	✓		
6.	Sanitary Branch approval: food prem. & shop	✓		
7.	Special requirements, factories, licensed Hotels, Boardinghouses, Public buildings, Picture Theatres	✓		
8.	Means of Egress	✓		
9.	Refuse Disposal	✓		
10.	Elevators and cart docks	✓		
11.	Hoarding and gantry	✓		
12.	Use of Bldg. & description on application	✓		
13.	Values on application	✓		
14.	Distance from boundaries, courts & open space	✓		
15.	Frontages, area of site & access to rear	✓		
16.	Ground levels and foundations	✓		
17.	General Construction	✓		
18.	Chimneys, heating appliances, flues etc.	✓		
19.	Retaining Walls	✓		
20.	Structural Calculations.	✓		
	To Structural Branch (Yes			
	(No			
21.	Plumbing and Drainage	✓	9-6-59	
22.	Town Planning Requirements	✓		5.6.59
23.	Streetworks Requirements, Design Branch	✓		5.6.59
24.	Levels and approach Crossing Fee £ District Engineer Deposit £ 50	✓		8-6-59

~~No.~~ ~~Date.~~ To B.C. ~~Approved~~ No deposit required from WHB. 9/3 16.7.59 ~~Refused~~ Reconsideration.

Refer Mr Wareing. file 6/90 JW 6.7.59

21. Plumbing Scott two high buggest 7s for sealing services. GEK.

~~Noted~~

~~Vertical heating to be galvanized sheets bottom portion to be cast of 3x1 double grooved~~

STRUCTURAL BRANCH (CHECKING)

Job.	Architect.	Calculations.	Checked by.	Date Received	Date Returned
Wellington Harbour Board.		Yes	J.L.		12/6/59.
		~~No~~			

Comments:

OK. J.L.

(Eng. Ref. 5.01/88)

WELLINGTON HARBOUR BOARD

SPECIFICATION

OF MATERIALS AND WORKMANSHIP TO BE USED IN THE RECONSTRUCTION OF TWO BOAT SHEDS - BOAT HARBOUR, ORIENTAL BAY.

GENERAL : The work to be done to which this specification applies includes the demolition of the existing timber framed, asbestos sheathed top storey building and the two boat sheds attached thereto and the reconstruction of two boat sheds for the Royal Port Nicholson Yacht Club.

The buildings are located at the northern end of the Boat Harbour and are adjacent to the Boat Harbour Slipway.

Each building is 40'6" long, 35'4" wide and approximately 10'0" high.

The buildings are constructed of timber framing, roofing and concrete foundation upstands and column footings. The roof is sheathed in a 15 year built up asbestos felt.

DRAWINGS : The accompanying drawings - Tracings Nos. 2277 and 2278 - show the details of construction.

DEMOLITION : The existing buildings are to be completely demolished but the existing heart rimu floor joists, oregon longitudinal timber bearers and oregon timber columns are to be salvaged and re-used in the reconstruction work. Two sets of sliding doors and 5 No. windows are also to be salvaged and re-used.

TIMBER : All timber shall be in accordance with N.Z.S.S.169 for the Classification and Grading of N.Z. Building Timbers.

CONCRETE : All concrete in the upstands and walls and column foundations shall comply with the requirements of the N.Z. Code of Building By-Laws (N.Z.S.S.95 Part V - 1955) for reinforced and plain concrete construction.

The grades and strength of concrete shall be as follows:

All work - 2,500 lb./sq.in. at 28 days.


REINFORCEMENT : All reinforcement shall comply with N.Z.S.S.197 for Concrete Reinforcement.

BRICKWORK : The brickwork is limited to a non-structural panel consisting of a 3'0" wide infill closing an existing small stairway in the top parapet wall.

ROOFING : The timber close T. & G. sarked roof is to be covered with four layers of an approved asbestos felt material, consisting of a base felt of 25 lb/100 sq.ft. and three 15 lb/100 sq.ft.felts.

PLUMBING AND DRAINAGE : The demolition Sub-Contractor shall plug and blank all water and sewerage services and connections of the demolished building as required by the Board and the Wellington City Council By-Laws.

Copper flashings, spouting and down pipes will be carried out in accordance with best trade practice and to the requirements of the W.C.C.'s Plumbing By-Laws.



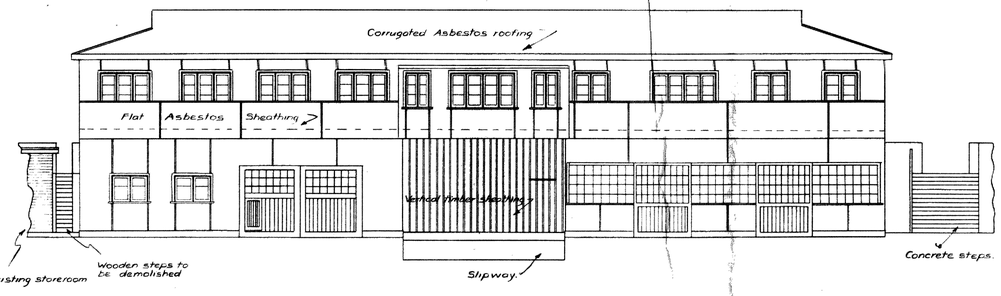
EXTERIOR FINISH : The exterior finish shall be in D.A.H. Matai or Rimu bevel backed weather boards.

INTERIOR FINISH : Unlined.

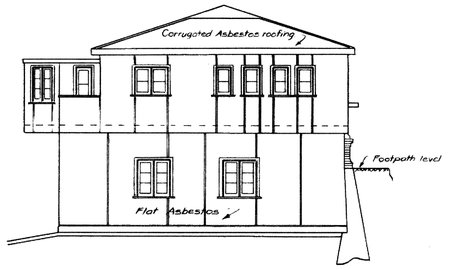
PAINTING : The painting of the exterior timbers and metalwork shall be in accordance with the recommendations of N.Z.S.S. C.P.5 "Code of Practice of Painting", 1954.

ELECTRICAL WORK : All electrical work is to be carried out by the Board's Staff and will be in accordance with the N.Z. Electrical Supply Regulations, 1935 and its amendments.

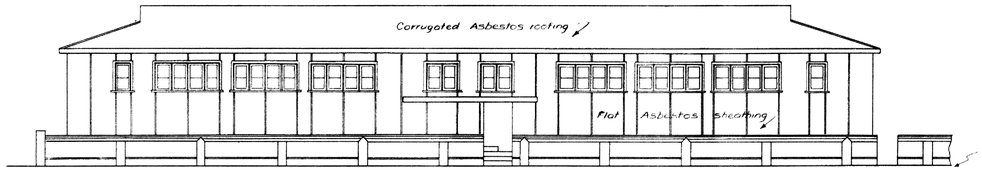
D.S.G. MARCHBANKS, M.I.C.E.,
Chief Engineer.



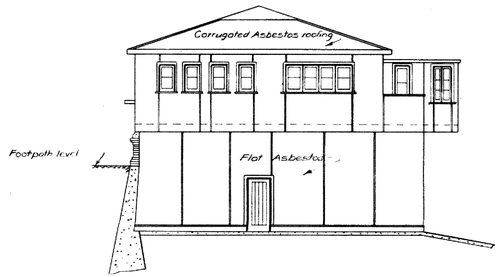
NORTH ELEVATION.



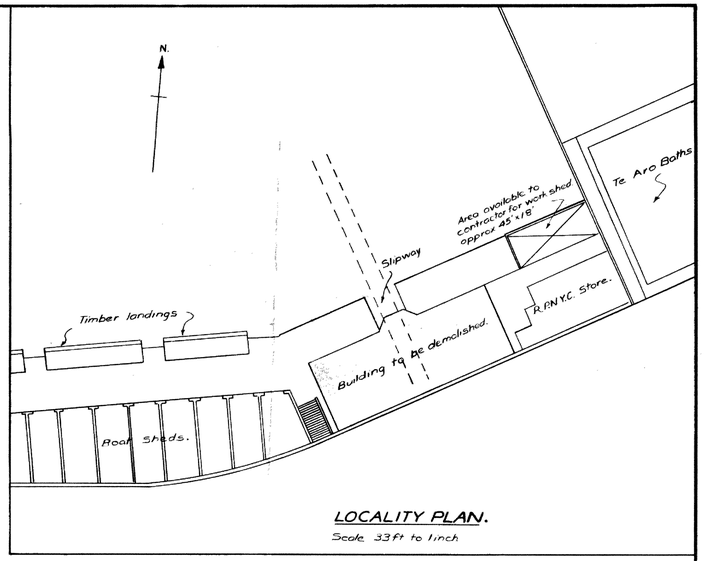
WEST SIDE ELEVATION.



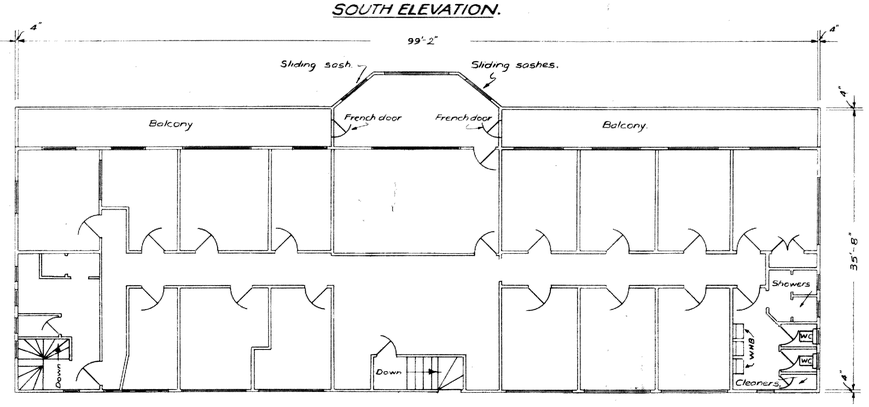
SOUTH ELEVATION.



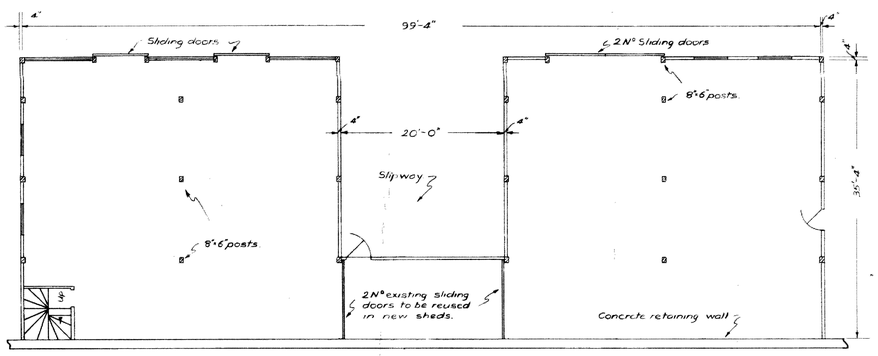
EAST SIDE ELEVATION.



LOCALITY PLAN.
Scale 33 ft to 1 inch



1st FLOOR PLAN.



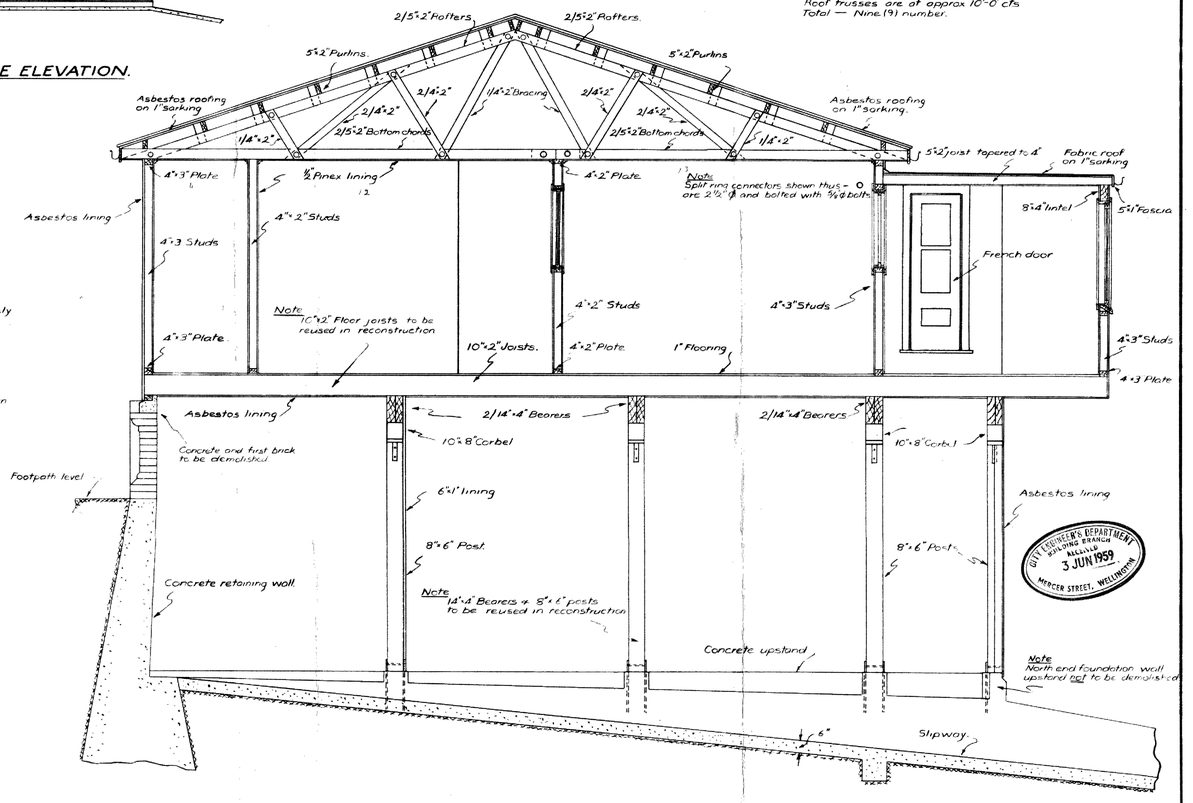
GROUND FLOOR PLAN.

DEMOLITION WORK.

The building as detailed on this sheet is to be completely demolished but note that the following items are to be salvaged for reuse in the reconstruction work :—

(i) All 10"x2" Floor joists
(ii) All 14"x4" Longitudinal bearers
(iii) All 8"x6" Posts
(iv) 4 N° 3 light windows
1 N° 2 light window
(v) 2 N° 9'x10" Sliding doors ex slipway ends as shown
(vii) The north end wall foundation upstand is to remain

Note:
Roof trusses are at approx 10'-0" cts
Total — Nine (9) number.



SECTIONAL ELEVATION

CITY ENGINEER'S DEPARTMENT BUILDING BRANCH RECEIVED 3 JUN 1959 MERCER STREET, WELLINGTON

WELLINGTON HARBOUR BOARD
CHIEF ENGINEER'S OFFICE
COPY OF PLAN No.

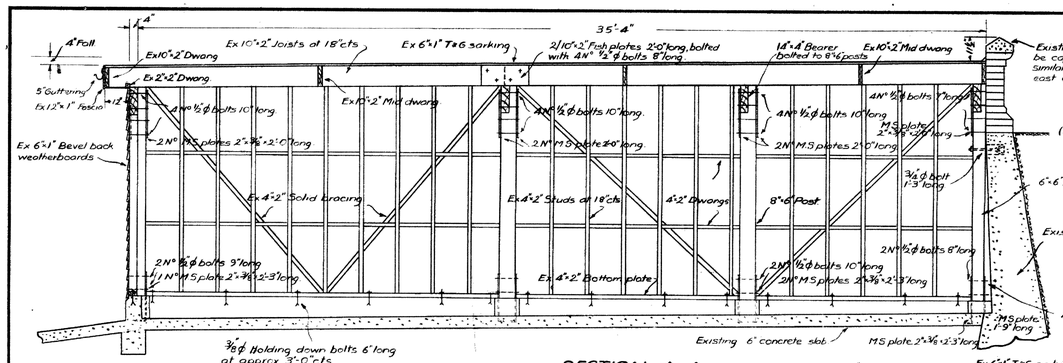
WORK	INITIAL	DATE	NATURE OF AMENDMENT	INITIAL	DATE
COMPS					
DRAWN	D Johnston	April 59			
TRACED	D Johnston	May 59			
CHECKED	C.S.	28.5.59			
DESIGN. ENGR	W. H. Hamilton	20.5.59			

SCALE
1/8 inch to 1 foot
3/8 inch to 1 foot

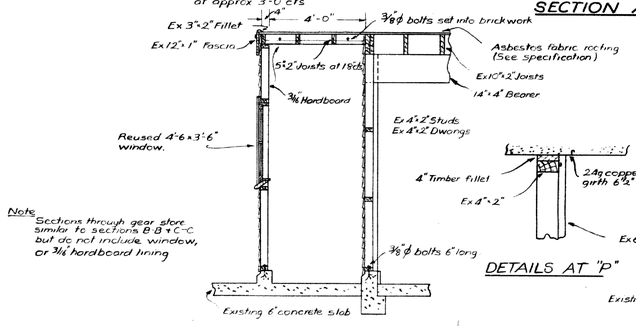
WELLINGTON HARBOUR BOARD
RECONSTRUCTION OF BOAT SHEDS — BOAT HARBOUR — ORIENTAL BAY.
DEMOLITION DETAILS.

APPROVED
CHIEF ENGINEER M.I.C.E.
DATE 24.5.59

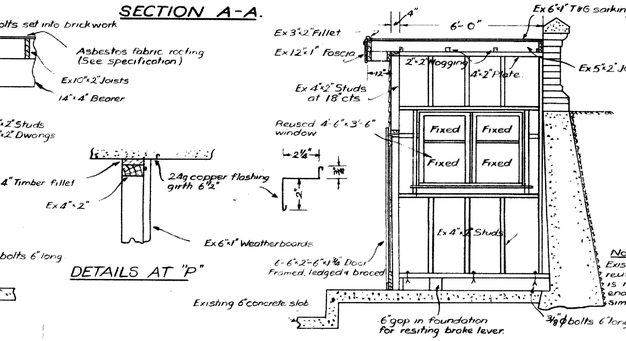
TRACING No 2277
SHEET No 1
OFFICE RECORD No 4367
JOB No



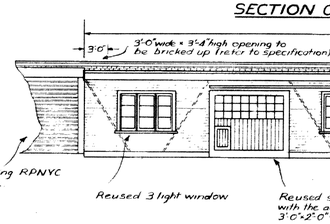
SECTION A-A.



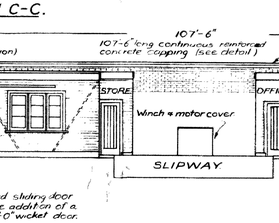
SECTION C-C.



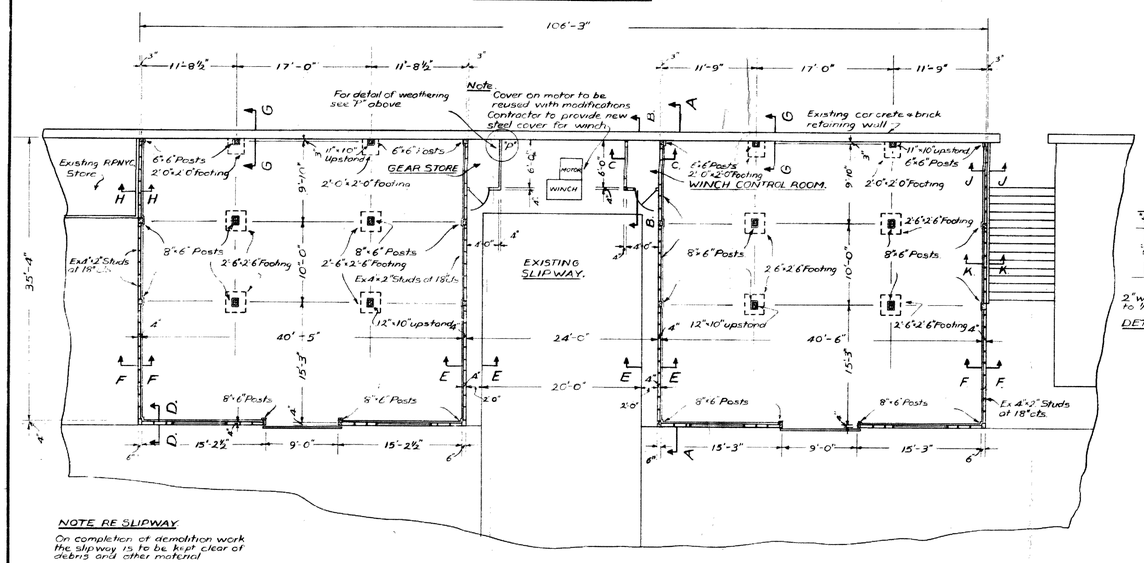
SECTION B-B.



DETAILS AT "P"



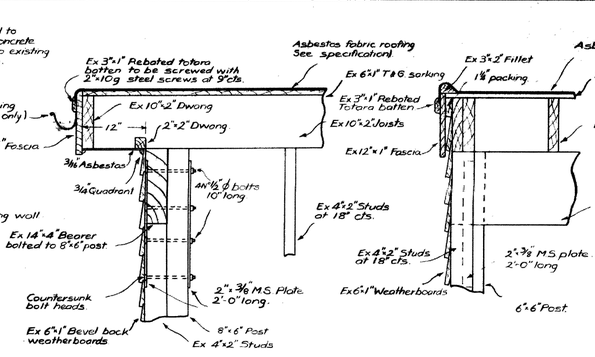
NORTH ELEVATION.



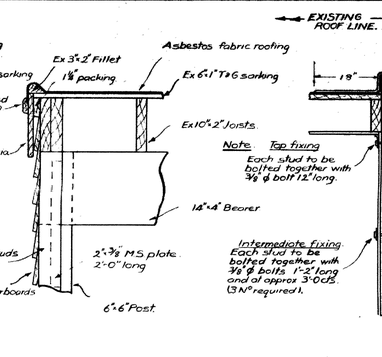
PLAN.

NOTE RE SLIPWAY

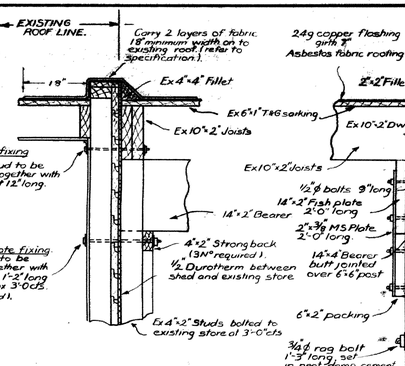
On completion of demolition work the slipway is to be kept clear of debris and other material



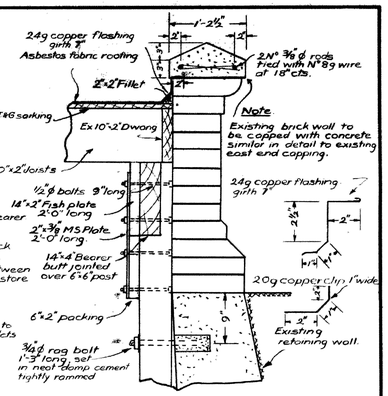
SECTION D-D.
NORTH WALL.



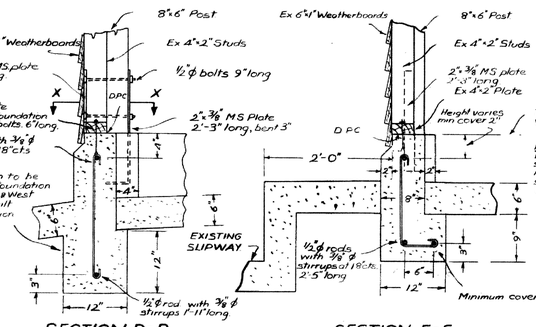
SECTION E-E.
SIDE WALL.



SECTION H-H
SIDE WALL.

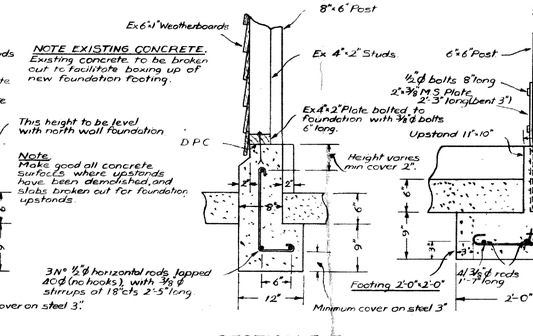


SECTION G-G.
RETAINING WALL.

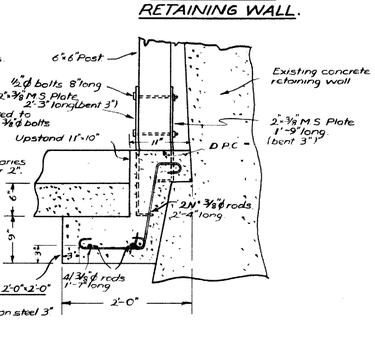


SECTION D-D.
NORTH WALL FOUNDATION.

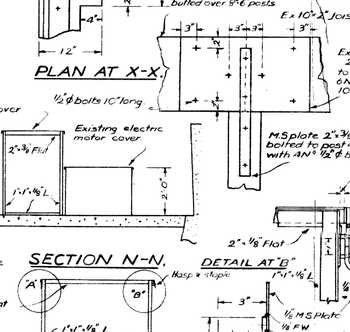
SECTION E-E
SLIPWAY FOUNDATION.

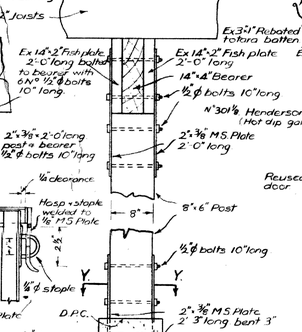


SECTION F-F.
SIDE WALL FOUNDATION.

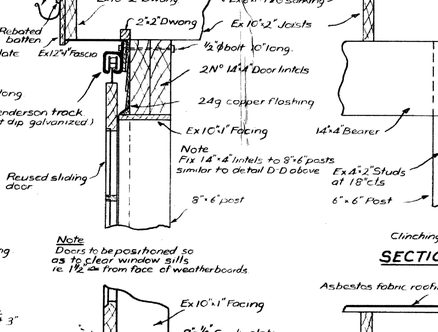


SECTION G-G.
RETAINING WALL FOUNDATION.

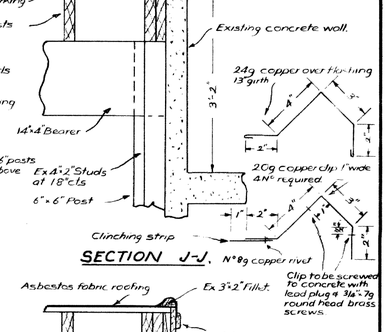




SECTION THROUGH CENTRE COLUMNS.



SECTION J-J.



PLAN.

NOTE RE SLIPWAY

On completion of demolition work the slipway is to be kept clear of debris and other material

WINCH & MOTOR COVER DETAILS.

SECTION K-K.

SECTION THROUGH DOORWAY.

WORK	INITIAL	DATE
COMPS		
DRAWN	D.Johnston	April 59
TRACED	D.Johnston	May 59
CHECKED	[illegible]	23.5.59
DESIGN ENGR	[illegible]	24.5.59

NATURE OF AMENDMENT	INITIAL	DATE

SCALE

⅛ inch to 1 foot.
⅜ inch to 1 foot.
1 inch to 1 foot.

WELLINGTON HARBOUR BOARD

RECONSTRUCTION OF BOAT SHEDS — BOAT HARBOUR — ORIENTAL BAY

RECONSTRUCTION DETAILS.

APPROVED	TRACING Nº	OFFICE RECORD Nº
[signature] CHIEF ENGINEER M.I.C.E.	2278	
DATE 24.5.59.	SHEET Nº 2	JOB Nº